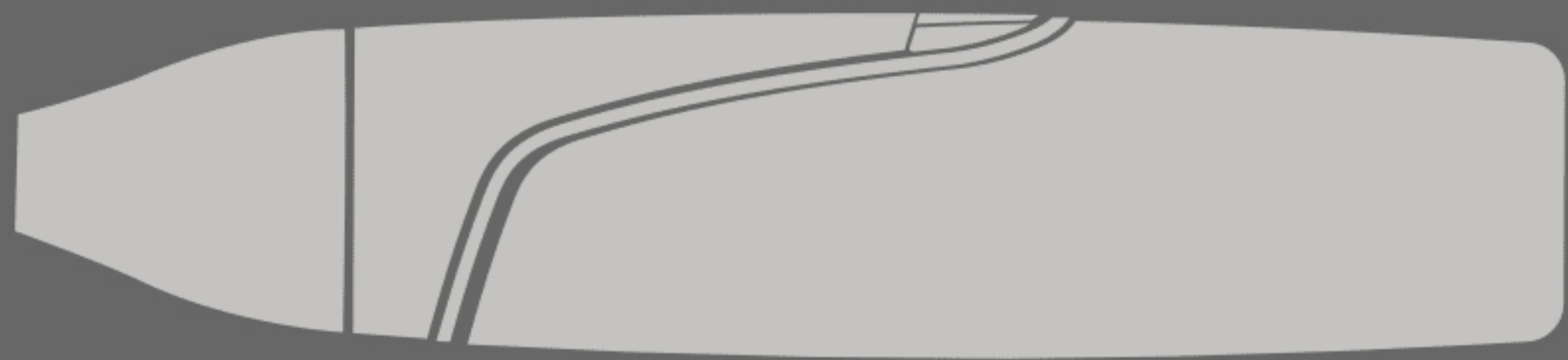




BEFORE
USING PRODUCT.

Att.MOS® AEGIS



PRODUCT MANUAL

Caution

ATMOS NATION STRONGLY RECOMMENDS THE USE OF ORIGINAL ATMOS® CHARGERS DESIGNED FOR THIS PRODUCT. INCOMPATIBLE CHARGERS MAY BE A FIRE HAZARD. USE OF ANY CHARGER WITH INCOMPATIBLE VOLTAGE SHALL VOID ALL WARRANTIES. TO PREVENT OVERHEATING, ATMOS PRODUCTS SHOULD BE CHARGED FOR A MAXIMUM OF SEVEN (7) HOURS OR UNTIL THE APPROPRIATE INDICATOR ON THE CHARGER SHOWS A FULLY CHARGED BATTERY, WHICHEVER OCCURS FIRST. ATMOS PRODUCTS SHOULD NEVER BE LEFT UNATTENDED, OVERNIGHT, OR ON ANY FLAMMABLE MATERIAL SUCH AS RUG, BED, ETC., WHILE ON A CHARGER.

Contents

| | |
|---|-----|
| Limited Warranty, Terms and Conditions..... | p01 |
| In the Box..... | p04 |
| Specifications..... | p05 |
| Charging the Aegis..... | p06 |
| Preparing the Aegis..... | p07 |
| Using the Aegis | p08 |
| Cleaning/Maintaining | p09 |
| Replacing the Silicone Filter..... | p10 |
| Warnings..... | p11 |

LIMITED WARRANTY, TERMS AND CONDITIONS

ALL SALES ARE FINAL

For registration, warranty policy and all other information please visit our website at www.atmosrx.com or call toll free 1-855-442-8667.

ATMOS NATION WILL NOT BE HELD RESPONSIBLE FOR ANY SPECIAL, CONSEQUENTIAL OR INCIDENTAL DAMAGES CAUSED BY THE USE OR MISUSE OF OUR PRODUCTS. THE USER AGREES TO ACCEPT FULL RESPONSIBILITY FOR ALL SUCH RISKS AND TO NOT HOLD ATMOS NATION ITS DISTRIBUTORS OR RETAILERS (INCLUDING BUT NOT LIMITED TO OWNERS AND EMPLOYEES) RESPONSIBLE FOR ANY INCIDENT, INJURY TO PERSONS, OR DAMAGE TO PROPERTY (SUCH AS FIXTURES, FURNITURE, OR CARPET) CAUSED BY MISUSE OF THE PRODUCT.

1.

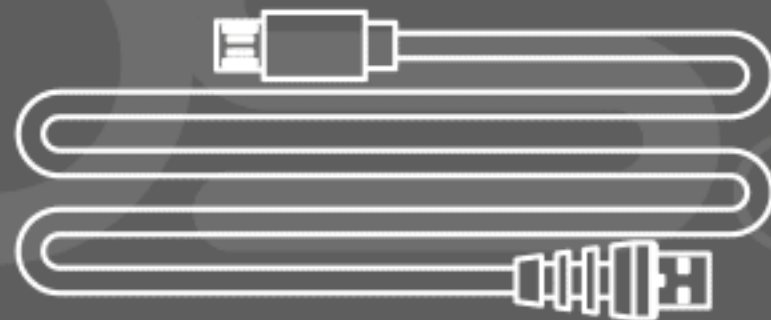
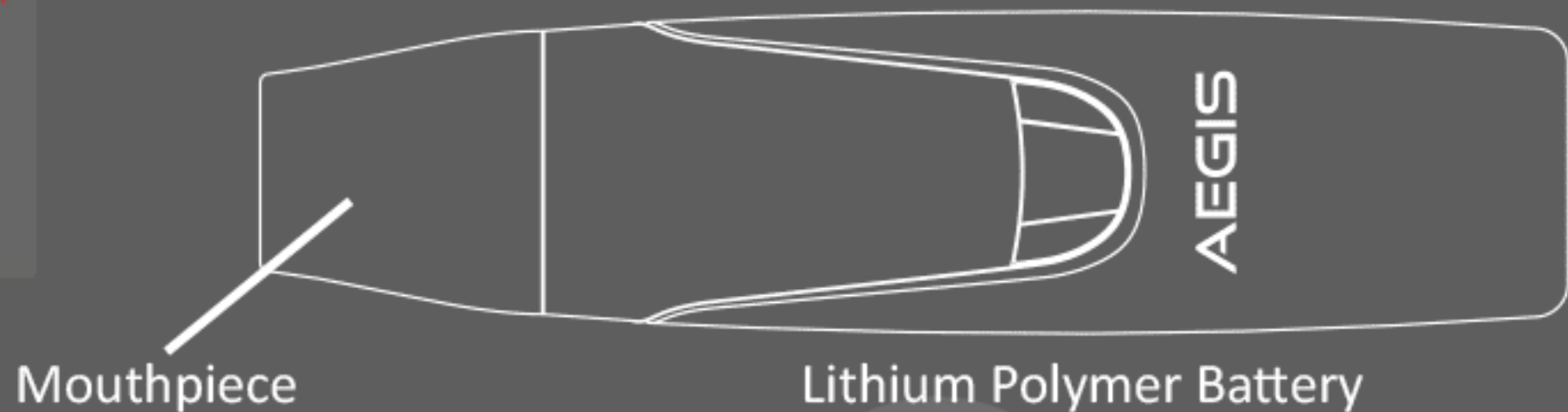
Use Only As Directed

Vaporizers are not medical devices and are not intended to cure, treat or prevent any diseases or other conditions. If you have any health problems, please consult your doctor before using any AtmosRx[®] products. AtmosRx[®] vaporizers are not intended to administer medicinal or illegal products of any kind. An individual must be eighteen years of age or older to purchase vaporizers or vaporizer accessories. Do not allow children, women who are pregnant or breast feeding, and those with life threatening illnesses to use our devices.

The Aegis is a powerful dry herb vaporizer that utilizes an advanced air heating method. With a temperature range of 320°F to 430°F, a quick heat-up time, convenient micro-USB charging, a compact, durable design, and an advanced silicon filtration system, the Aegis is the premier dry herb kit. Thank you for your support, we hope you enjoy it.

Read this manual in its entirety before using the Aegis Vaporizer.

In the Box



Specifications

| | |
|------------------------|---------------------------------|
| Size: | 126.2mm*26.2mm*26.2mm |
| Capacity: | 1650mAh |
| Voltage: | 5V |
| Lock / Unlock: | press (3) times consecutively |
| Safety Power Duration: | (3) minutes |
| Battery Low Indicator: | Low Battery Symbol is displayed |
| Temperature Range: | 320°F - 430°F |

Charging

- When the Aegis' battery is running low, the OLED will display a low battery symbol.
- The Aegis can be charged through the micro-USB connection located on the bottom of the device.
- When attached to the charger the OLED will show a charging battery icon. Once fully charged, the device will stop charging and the power button will shine green.
- For its initial charge, charge the Aegis for (2) hours. This conditions the battery for future life-span.

Preparing the Aegis

Caution: While using the Aegis, portions of the device may reach high temperatures. Wait until the device has completely COOLED before handling the mouthpiece and heating chamber.

- Twist the mouthpiece counter-clockwise to remove it from the heating chamber.

- Apply your dry herbs loosely into the Aegis's heating chamber.

Do Not use wax consistency products with the Aegis. It is intended only for use with Dry Herbs.

- Using the packing tool gently pack the heating chamber.

Do not over pack the heating chamber as this can block the airflow of the device and cause a decrease in performance.

- Reattach the mouthpiece to the heating chamber.



Using the Aegis

- Once your dry herbs are packed into the heating chamber, press the power button (3) times in rapid succession. The OLED screen will display the device's current temperature.
- Use the "+" and "-" buttons to set the desired temperature between 320°F - 430°F. To alternate between Celsius and Fahrenheit temperatures, press and hold the power button and "-" for (2) seconds.
- Once the desired temperature is reached, inhale slowly. The Aegis will automatically shut off after (3) minutes, this is the device's safety duration. To reactive the heating element, simply click the power button (3) times in rapid succession.

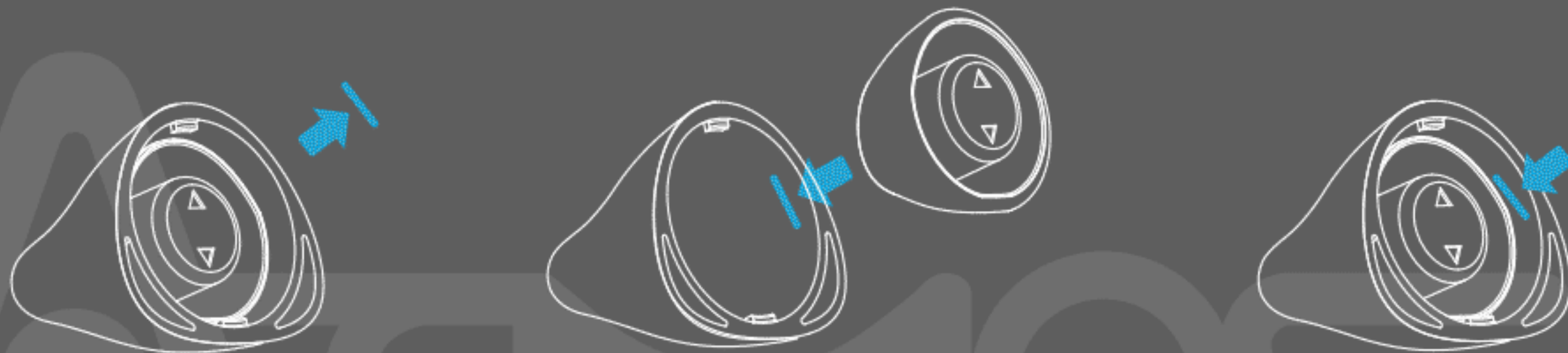
Cleaning and Maintenance

Do Not disassemble or clean your device until it has completely cooled.

- The outer housing of your device can be cleaned using a cleaning rag or a cotton swab with water. Do not use alcohol to clean the outside of your device as this can damage to outer shell.
- The inside of your vaporizers heating chamber can be cleaned using either a cleaning brush or a cotton swab and rubbing alcohol. When using alcohol for cleaning, ensure that the chamber has completely cooled before applying the cotton swab to the chamber.

Never dip, submerge, or fill your vaporizer with liquid of any kind. This can damage the heating element and battery. After cleaning, allow your device to dry completely before using your vaporizer again.

Replacing Silicone Filter



1. Pull off the silicone filter

2. Replace filter

3. Secure onto mouthpiece

Warning

- **Do Not** handle the Aegis' heating chamber or mouthpiece until the device has cooled completely.
- **Do Not** use wax consistency products with the Aegis, as this can cause severe damage to the Aegis device. It is intended only for use with Dry Herbs.
- **Do Not** fill the Aegis or allow the Aegis to come in contact with liquid of any kind.
- **Do Not** put any objects into the opening of your device.
- **Do Not** modify the Aegis in any way. Doing so will void the warranty.
- **Do Not** leave the Aegis unattended while charging.
- **Do Not** charge the Aegis near a fire source or an extremely hot environment.
- **Do Not** pierce or damage the Aegis' housing in any way.
- **Do Not** use with liquid or waxy consistency products. Doing so will void the warranty.
- **Do not** clean or disassemble the device until all portions of the device have COOLED completely.

International Shipping

All International shipment fees, including but not limited to warranty items are the sole responsibility of the purchaser. All international shipments are subject to duties and fees when crossing borders. Generally, Brokerage fees will be required and Customs may impose duties and taxes based on the value of the goods. The payment of duties and taxes are the responsibility of the purchaser/importer. Please be advised that these fees are normal and are often times applied to shipments that ship internationally. We currently do not offer shipping to APO/FPO/DPO Boxes.

Battery

Your device is powered by a rechargeable lithium ion battery. Use only Atmos Nation approved batteries and recharge your battery only with Atmos Nation approved chargers designed for this device. Unplug the charger from the electrical outlet and the device when not in use. Do **NOT** leave a fully charged battery connected to a charger, since overcharging may shorten its lifetime. Avoid extreme temperatures. Always try to keep the battery between 15°C and 25°C (59°F and 77°F). Extreme temperatures reduce the capacity and lifetime of the battery. A device with a hot or cold battery may not work temporarily. Battery performance is particularly limited in temperatures well below freezing.

Do not dispose of batteries in a fire as they may explode. Dispose of batteries according to local regulations. Atmos Nation takes recycling seriously. Please contact Atmos Nation in order to properly recycle used batteries. Do not dismantle, cut, open, crush, bend, or puncture batteries. In the event of a battery leak, prevent battery liquid contact with skin or eyes. If this happens, flush the affected areas immediately with water, or seek medical help.

Use the battery only for its intended purpose. Improper battery use may result in a fire, explosion, or other hazard. If the device or battery is dropped, especially on a hard surface, and you believe the battery has been damaged, please send it to Atmos Nation for inspection prior to continuing use. Never use any charger or battery that is damaged.



© COPYRIGHT MMXIV ATMOSRX

WWW.ATMOSRX.COM/PATENTS

FORT LAUDERDALE, FL USA 1-855-442-8667

MADE IN CHINA

