


Atmos® ASTRA 2



PRODUCT MANUAL



BEFORE
USING PRODUCT.

Caution

ATMOS NATION STRONGLY RECOMMENDS THE USE OF ORIGINAL ATMOS® CHARGERS DESIGNED FOR THIS PRODUCT. INCOMPATIBLE CHARGERS MAY BE A FIRE HAZARD. USE OF ANY CHARGER WITH INCOMPATIBLE VOLTAGE SHALL VOID ALL WARRANTIES. TO PREVENT OVERHEATING, ATMOS PRODUCTS SHOULD BE CHARGED FOR A MAXIMUM OF SEVEN (7) HOURS OR UNTIL THE APPROPRIATE INDICATOR ON THE CHARGER SHOWS A FULLY CHARGED BATTERY, WHICHEVER OCCURS FIRST. ATMOS PRODUCTS SHOULD NEVER BE LEFT UNATTENDED, OVERNIGHT, OR ON ANY FLAMMABLE MATERIAL SUCH AS RUG, BED, ETC., WHILE ON A CHARGER.

Contents

Limited Warranty, Terms & Conditions.....	p01
In the Box.....	p04
Astra 2 Specifications.....	p05
Charging the Astra 2.....	p06
Preparing the Astra 2.....	p07
Using the Astra 2.....	p08
Temperature Control Settings.....	p09
Cleaning and Maintenance.....	p10
Warnings.....	p11

LIMITED WARRANTY, TERMS AND CONDITIONS

ALL SALES ARE FINAL

For registration, warranty policy and all other information please visit our website at www.atmosrx.com or call toll free 1-855-442-8667.

ATMOS NATION WILL NOT BE HELD RESPONSIBLE FOR ANY SPECIAL, CONSEQUENTIAL OR INCIDENTAL DAMAGES CAUSED BY THE USE OR MISUSE OF OUR PRODUCTS. THE USER AGREES TO ACCEPT FULL RESPONSIBILITY FOR ALL SUCH RISKS AND TO NOT HOLD ATMOS NATION ITS DISTRIBUTORS OR RETAILERS (INCLUDING BUT NOT LIMITED TO OWNERS AND EMPLOYEES) RESPONSIBLE FOR ANY INCIDENT, INJURY TO PERSONS, OR DAMAGE TO PROPERTY (SUCH AS FIXTURES, FURNITURE, OR CARPET...) CAUSED BY MISUSE OF THE PRODUCT.

1.

Use Only As Directed

Vaporizers are not medical devices and are not intended to cure, treat or prevent any diseases or other conditions. If you have any health problems, please consult your doctor before using any AtmosRx[®] products. AtmosRx[®] vaporizers are not intended to administer medicinal or illegal products of any kind. An individual must be eighteen years of age or older to purchase vaporizers or vaporizer accessories. Do not allow children, women who are pregnant or breast feeding, and those with life threatening illnesses to use our devices.

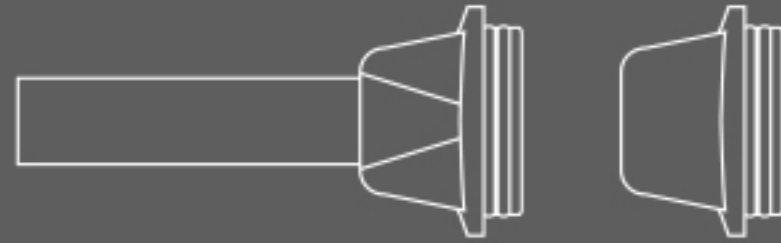
The Astra 2 is a compact, sleek dry herb vaporizer that fits comfortably into the palm of your hand. Equipped with vibration notifications, a gorgeous LCD screen, a scratch resistant anodized housing, and adjustable temperature controls ranging from 300°F to 435°F, the Astra 2 is one of the most unique and versatile vaporizers available. You will love the pure flavorful vapor produced by this device's embedded ceramic chamber, which is capable of holding a surprising amount of dry herbs.

Be sure to read this manual in its entirety before using the Astra 2.

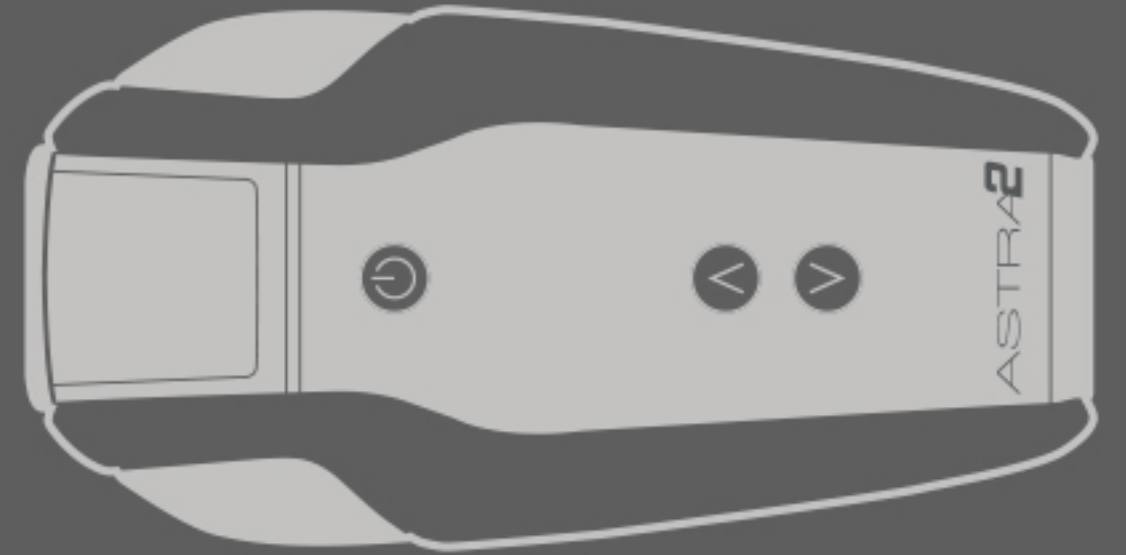
In the Box



Manual



Glass / Mouthpiece



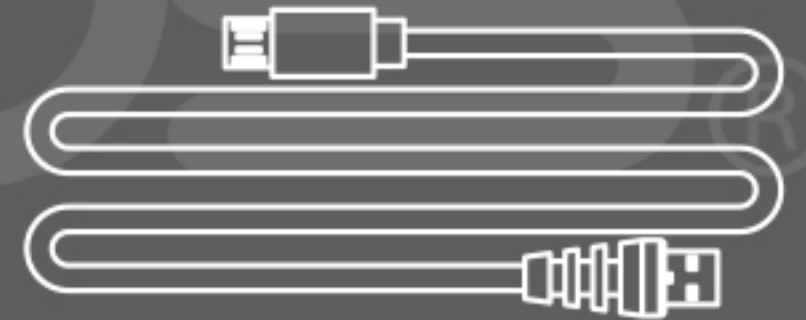
Astra 2



Cleaning Brush Tool



Packing Tool



USB Charging Cable

Specifications

Size:	104mm *31mm*22mm
Capacity:	2200mAh Li-Poly Battery 3.7V
Temperature Range:	300°F – 435°F / 149°C-224°C
Lock / Unlock:	press (5) times consecutively
Start Heating:	press power button (1) time
Safety Power Duration:	(5) Minutes
Battery Low:	indicator light blinks red (10) times

Charging

- The Astra 2's red light will blink (10) times rapidly before shutting down when the battery is depleted. The Astra 2's remaining battery life can be found at any time on the Astra 2's OLED screen.
- The Astra 2 can be charged through the micro USB port located on the bottom of the device. The Astra 2 cannot be used while charging.
- While charging, the Astra 2's light will flash blue to show that it is accepting a charge. The OLED screen will display a charging icon as well as the current temperature of the heating chamber. When fully charged, the light will shine a consistent blue without flashing.
- The Astra 2 will take approximately (3) hours to charge. A full charge is recommended before first use.

Preparing the Astra 2

- When loading the Astra 2, remove the mouthpiece from the heating chamber by lightly pushing the tip of the mouthpiece forward.
- Apply your dry herbs into the heating chamber. Be sure not to over-pack the chamber as this can reduce airflow.
- Once your product has been applied, re-attach the mouthpiece.

Using the Astra 2

- To turn on/off the Astra 2 press the power button (5) times in rapid succession. The LCD screen will turn on, and the device will vibrate to indicate it is powering on.
- When turned on, you will be able to change your desired temperature. Once you have chosen a temperature, press the power button (1) time to begin heating.
- While heating, the Astra 2's LCD display will show the word "Heat", and the interface will flash blue lights to indicate the device is heating up.
- Once the desired temperature is reached, the Astra 2's OLED display will show the word "Warm" and the device will vibrate to indicate it is ready to be used.
- After (5) minutes, the Astra 2 will display a "time out" message before automatically shutting down. This is the device's safety power duration. To start your next session, simply repeat the process outlined on this page.

Temperature Control Settings

- The Astra 2 is capable of reaching any temperature within the range of 300°F to 435°F
- Using the +/- buttons on the Astra 2, you can increase or decrease the desired temperature.
- By holding the power button and the “+” button for (3) seconds, you can change from Celsius to Fahrenheit. By holding the power button and the “-” button for (3) seconds, you can change from Fahrenheit to Celsius.
- The Astra 2 comes equipped with a built in memory function, and will automatically start at the most recent temperature selected when turned on.

Cleaning and Maintenance

Do Not disassemble or clean your device until it has completely cooled.

- The outer housing of your device can be cleaned using a cleaning rag or a cotton swab with water. Do not use alcohol to clean the outside of your device as this can damage to outer shell.
- The inside of your vaporizers heating chamber can be cleaned using either a cleaning brush or a cotton swab and rubbing alcohol. When using alcohol for cleaning, ensure that the chamber has completely cooled before applying the cotton swab to the chamber.

Never dip, submerge, or fill your vaporizer with liquid of any kind. This can damage the heating element and battery. After cleaning, allow your device to dry completely before using your vaporizer again.

Warning

- **Do Not** charge the device over a fire source or extremely hot environment.
- **Do Not** immerse the Astra 2 in liquid of any kind. This can damage the heating element, and potentially harm the device.
- **Do Not** transport or store the device with any metal items.
- **Do Not** let the device come into contact with moisture.
- **Do Not** use or store the device near a heat source.
- **Do Not** pierce the housing with any sharp object.
- **Do Not** hit or step on the device.
- **Do Not** take the device apart or modify it in any way.
- **Do Not** fill the heating chamber with any stems, or seeds.

International Shipping

All International shipment fees, including but not limited to warranty items are the sole responsibility of the purchaser. All international shipments are subject to customs fees when crossing borders. The payment of duties and taxes are the responsibility of the purchaser/importer.

Amnos®

Battery

Your device is powered by a rechargeable lithium ion battery. Use only Atmos Nation approved batteries and recharge your battery only with Atmos Nation approved chargers designed for this device. Unplug the charger from the electrical outlet and the device when not in use. Do **NOT** leave a fully charged battery connected to a charger, as it may shorten the battery life over time. Avoid extreme temperatures. Always try to keep the battery between 15°C and 25°C (59°F and 77°F). Extreme temperatures reduce the capacity and lifetime of the battery. A device with a hot or cold battery may not work temporarily. Battery performance is particularly limited in temperatures well below freezing. ®

Do not dispose of batteries in a fire as they may explode. Dispose of batteries according to local regulations. Do not dismantle, cut, open, crush, bend, or puncture batteries. In the event of a battery leak, prevent battery liquid contact with skin or eyes. If this happens, flush the affected areas immediately with water, and seek medical help.

Use the battery only for its intended purpose. Improper battery use may result in a fire, explosion, or other hazard. If the device or battery is dropped, especially on a hard surface, and you believe the battery has been damaged, please contact Atmos for instructions on how to send the device back for inspection before use. Never use any charger or battery that is damaged.



© COPYRIGHT 2017 ATMOSRX

WWW.ATMOSRX.COM/PATENTS

FORT LAUDERDALE, FL USA 1-855-442-8667

MADE IN CHINA

