

Amios[®]
JUNIOR



PRODUCT MANUAL



BEFORE
USING PRODUCT.

Caution

ATMOS NATION, LLC., STRONGLY RECOMMENDS THE USE OF ORIGINAL ATMOS® CHARGERS DESIGNED FOR THIS PRODUCT. INCOMPATIBLE CHARGERS MAY BE A FIRE HAZARD. USE OF ANY CHARGER WITH INCOMPATIBLE VOLTAGE SHALL VOID ALL WARRANTIES. TO PREVENT OVERHEATING, ATMOS PRODUCTS SHOULD BE CHARGED FOR A MAXIMUM OF FOUR (4) HOURS OR UNTIL THE APPROPRIATE INDICATOR ON THE CHARGER SHOWS A FULLY CHARGED BATTERY, WHICHEVER OCCURS FIRST. ATMOS PRODUCTS SHOULD NEVER BE LEFT UNATTENDED, OVERNIGHT, OR ON ANY FLAMMABLE MATERIAL SUCH AS RUG, BED, ETC., WHILE ON A CHARGER.

Contents

| | |
|---|-----|
| Limited Warranty, Terms and Conditions..... | p01 |
| In The Box..... | p04 |
| Specifications..... | p05 |
| Charging The AtmosRx [®] Junior..... | p06 |
| Instructions..... | p07 |
| Cleaning and Maintaining..... | p08 |
| Warnings..... | p09 |
| Tips..... | p14 |

LIMITED WARRANTY, TERMS AND CONDITIONS

ALL SALES ARE FINAL

For registration, warranty policy and all other information please visit our website at www.atmosrx.com or call toll free 1-855-442-8667.

ATMOS NATION, LLC. WILL NOT BE HELD RESPONSIBLE FOR ANY SPECIAL, CONSEQUENTIAL OR INCIDENTAL DAMAGES BY THE USE OR MISUSE OF OUR PRODUCTS (INCLUDING, BUT NOT LIMITED TO, THE REPLACEMENT OF ANY CARPET OR PERSONAL PROPERTY) AND IS NOT RESPONSIBLE FOR ANY DAMAGE CAUSED BY INAPPROPRIATE, INCORRECT, OR IRRESPONSIBLE USE OF OUR PRODUCTS. THE USER AGREES TO ACCEPT FULL RESPONSIBILITY FOR ALL SUCH RISKS AND TO NOT HOLD ATMOS NATION, LLC., ITS DISTRIBUTORS OR RETAILERS (INCLUDING BUT NOT LIMITED TO OWNERS AND EMPLOYEES) RESPONSIBLE FOR ANY INCIDENT, INJURY TO PERSONS, OR DAMAGE TO PROPERTY CAUSED BY MISUSE OF THE PRODUCT.

1.

Use Only As Directed

Vaporizers are not medical devices and are not intended to cure, treat or prevent any diseases or other conditions. If you have any health problems, please consult your doctor before using any AtmosRx[®] products. AtmosRx[®] vaporizers are not intended to administer medicinal or illegal products of any kind. An individual must be eighteen years of age or older to purchase vaporizers or vaporizer accessories. Do not allow children, women who are pregnant or breast feeding, and those with life threatening illnesses to use our devices.

Thank You for purchasing the AtmosRx® Junior. This Vaporizer utilizes advanced ceramic heating disc technology that will delight you. We hope you enjoy the quality and performance of your new vaporizer. To ensure optimal performance and safety of your AtmosRx® Junior, please read this entire manual for instructions.

In The Box



Mouthpiece




Chamber
Connector



Heating
Chamber


Power Button



LED Light



Packing Tool



Cordless USB Charger

Lithium Ion Battery



Specifications

| | |
|--------------------------|-------------------------------|
| Capacity | 350mAh battery |
| Battery Voltage | 3.7V |
| Charger / Output Voltage | 4.2V/3.4V |
| Lock / Unlock | press (5) times consecutively |
| Safety Power Duration | (15) seconds |
| Battery Low | LED Flashes (8) times rapidly |

Charging

- We recommend charging your AtmosRx® Junior device for a maximum of 4 hours on the first charge. This will condition the battery for future battery life span.
- Charge your AtmosRx® Junior vaporizer for approximately 2 hours. The charger LED light will be red while charging and turn green when the battery is full. Remove battery from charger once the battery is full.
- USB charger – Connect directly to any USB port.
- Wall adapter – Works in conjunction with the USB charger.

Instructions

- To Lock/Unlock the AtmosRx[®] Junior vaporizer, press the power button (5) times consecutively.
- Remove the rubber mouthpiece and chamber connector from the heating chamber.
- Apply Waxy oil into the chamber.
- Use the packing tool to gently pack the chamber with your waxy oil.
- Reconnect all the components in the correct order.
- Press the power button... wait 2-3 seconds then start to inhale slowly.

Cleaning and Maintaining

When using the AtmosRx® Junior vaporizer for an extended amount of time, the mouthpiece may become clogged and dirty resulting in a difficult draw or a lower amount of vapor being released.

Clean Ceramic Disc Heating Chamber: Use the brush tool to gently clean the walls of the Heating Chamber. (Brush tool sold separately)

Clean the Rubber Mouthpiece: Use a cotton swab and wipe the inner part of the rubber mouthpiece then wipe with a damp paper towel.

Warning

- **Do Not** charge the device over a fire source or extremely hot environment.
- **Do Not** transport or store the device with any metal items.
- **Do Not** let the device come into contact with moisture.
- **Do Not** use or store the device near a heat source.
- **Do Not** pierce the housing with any sharp object.
- **Do Not** hit or step on the housing.

Warning

- **Do Not** fill the heating chamber with any stems, seeds or liquid. Doing so will cause damage to the AtmosRx[®] Junior vaporizer and void the warranty.
- **Do Not** stick your fingers in the Heating Chamber while active.
- **Do Not** put any objects into the opening of your device.
- **Do Not** leave the device unattended while charging.
- **Do Not** change or modify the device, doing so will void the warranty.

International Shipping

All International shipment fees, including but not limited to warranty items are the sole responsibility of the purchaser. All international shipments are subject to duties and fees when crossing borders. Generally, Brokerage fees will be required and Customs may impose duties and taxes based on the value of the goods. The payment of duties and taxes are the responsibility of the purchaser/importer. Please be advised that these fees are normal and are often times applied to shipments that ship internationally. We currently do not offer shipping to APO/FPO/DPO Boxes.

Battery

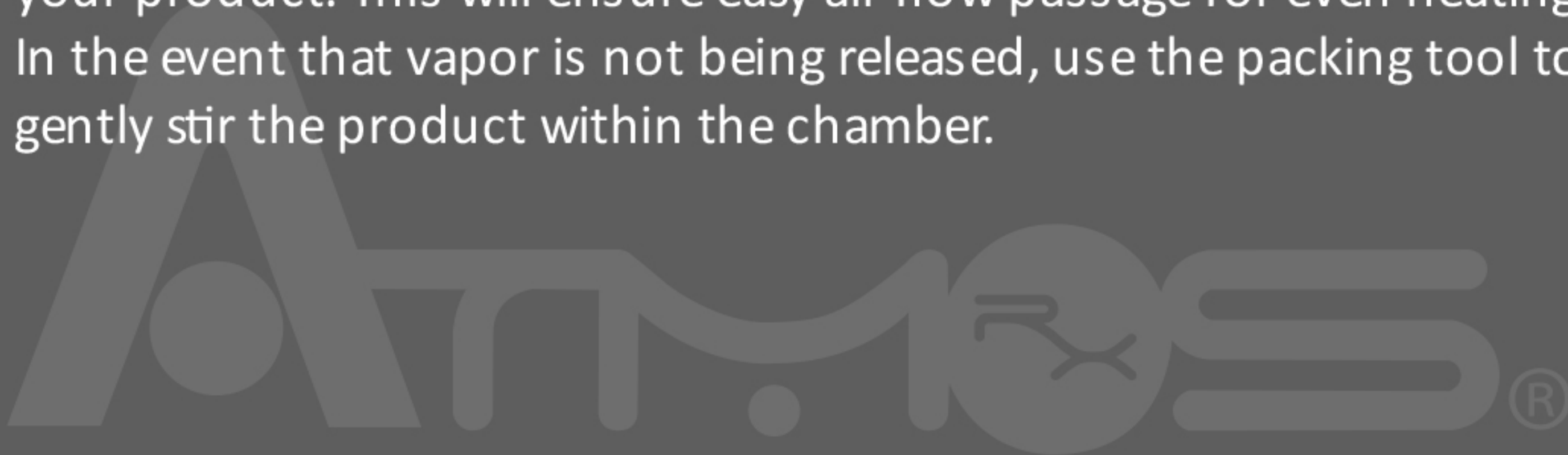
Your device is powered by a rechargeable lithium ion battery. Use only Atmos Nation approved batteries and recharge your battery only with Atmos Nation approved chargers designed for this device. Unplug the charger from the electrical outlet and the device when not in use. Do **NOT** leave a fully charged battery connected to a charger, since overcharging may shorten its lifetime. Avoid extreme temperatures. Always try to keep the battery between 15°C and 25°C (59°F and 77°F). Extreme temperatures reduce the capacity and lifetime of the battery. A device with a hot or cold battery may not work temporarily. Battery performance is particularly limited in temperatures well below freezing.

Do not dispose of batteries in a fire as they may explode. Dispose of batteries according to local regulations. Atmos Nation takes recycling seriously. Please contact Atmos Nation in order to properly recycle used batteries. Do not dismantle, cut, open, crush, bend, or puncture batteries. In the event of a battery leak, prevent battery liquid contact with skin or eyes. If this happens, flush the affected areas immediately with water, or seek medical help.

Use the battery only for its intended purpose. Improper battery use may result in a fire, explosion, or other hazard. If the device or battery is dropped, especially on a hard surface, and you believe the battery has been damaged, please send it to Atmos Nation for inspection prior to continuing use. Never use any charger or battery that is damaged.

Tips

- For best results, do not over pack the ceramic heating chamber with your product. This will ensure easy air flow passage for even heating.
- In the event that vapor is not being released, use the packing tool to gently stir the product within the chamber.



Notice

The battery included in this kit is equipped with fail-safe short protection. If the battery short-circuits, is damaged by changes in resistance, or comes into contact with liquid during use, it will shut down completely and will remain non-responsive until it is reattached to the battery's charger and cycles through a full charge.

This function helps prevent overheating, as well as permanent damage to the battery.



DEVELOPED & DESIGNED BY ATMOS NATION, LLC.

© COPYRIGHT MMXIV ATMOSRX

PATENT/PENDING: WWW.ATMOSRX.COM/PATENTS

FORT LAUDERDALE, FL USA 1-855-442-8667

MADE IN CHINA

