

AmMos[®]

MICRO PAL



PRODUCT MANUAL



Caution

ATMOS NATION, LLC., STRONGLY RECOMMENDS THE USE OF ORIGINAL ATMOS® CHARGERS DESIGNED FOR THIS PRODUCT. INCOMPATIBLE CHARGERS MAY BE A FIRE HAZARD. USE OF ANY CHARGER WITH INCOMPATIBLE VOLTAGE SHALL VOID ALL WARRANTIES. TO PREVENT OVERHEATING, ATMOS PRODUCTS SHOULD BE CHARGED FOR A MAXIMUM OF SEVEN (7) HOURS OR UNTIL THE APPROPRIATE INDICATOR ON THE CHARGER SHOWS A FULLY CHARGED BATTERY, WHICHEVER OCCURS FIRST. ATMOS PRODUCTS SHOULD NEVER BE LEFT UNATTENDED, OVERNIGHT, OR ON ANY FLAMMABLE MATERIAL SUCH AS RUG, BED, ETC., WHILE ON A CHARGER.

Contents

| | |
|--|-----|
| Limited Warranty, Terms and Conditions..... | p01 |
| In The Box..... | p04 |
| Specifications..... | p05 |
| Charging The AtmosRx [®] Micro-Pal..... | p06 |
| Preparing the Micro-Pal..... | p07 |
| Using the Micro-Pal..... | p08 |
| Cleaning and Maintenance..... | p09 |
| Warnings..... | p10 |

LIMITED WARRANTY, TERMS AND CONDITIONS

For registration, warranty policy and all other information please visit our website at www.atmosrx.com or call toll free 1-855-442-8667.

ATMOS NATION, LLC. WILL NOT BE HELD RESPONSIBLE FOR ANY SPECIAL, CONSEQUENTIAL OR INCIDENTAL DAMAGES BY THE MISUSE OF OUR PRODUCTS (INCLUDING, BUT NOT LIMITED TO, THE REPLACEMENT OF ANY CARPET OR PERSONAL PROPERTY) AND IS NOT RESPONSIBLE FOR ANY DAMAGE CAUSED BY INAPPROPRIATE, INCORRECT, OR IRRESPONSIBLE USE OF OUR PRODUCTS. THE USER AGREES TO ACCEPT FULL RESPONSIBILITY FOR ALL SUCH RISKS AND TO NOT HOLD ATMOS NATION, LLC., ITS DISTRIBUTORS OR RETAILERS (INCLUDING BUT NOT LIMITED TO OWNERS AND EMPLOYEES) RESPONSIBLE FOR ANY INCIDENT, INJURY TO PERSONS, OR DAMAGE TO PROPERTY CAUSED BY MISUSE OF THE PRODUCT.

1.

Use Only As Directed

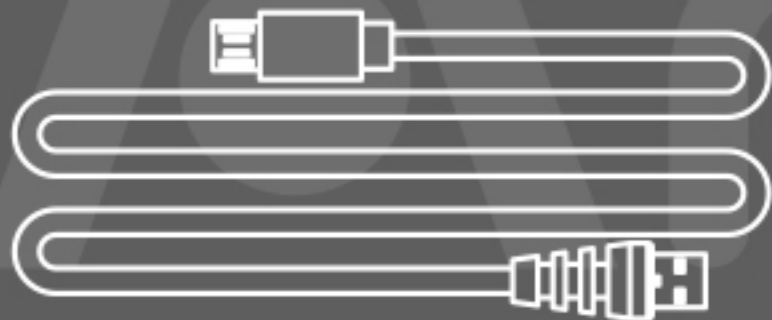
Vaporizers are not medical devices and are not intended to cure, treat or prevent any diseases or other conditions. If you have any health problems, please consult your doctor before using any AtmosRx[®] products. AtmosRx[®] vaporizers are not intended to administer medicinal or illegal products of any kind. An individual must be eighteen years of age or older to purchase vaporizers or vaporizer accessories. Do not allow children, women who are pregnant or breast feeding, and those with life threatening illnesses to use our devices.

The Micro-Pal is a convenient and discreet way to vape waxy products and thick oils. Compatible with pre-filled and refillable cartridges, the battery is equipped with a magnetic connection can that can easily be applied to any 510 cartridge for quick removal and replacement. The Micro Pal is a variable voltage battery, giving you four optimized voltage settings of 2.2, 2.8, 3.3, and 3.7 volts, and it comes complete with an advanced 10 second pre-heat function to make vaping faster and easier than ever.

To ensure peak performance we recommend that you read this manual in its entirety before using your Micro-Pal device.

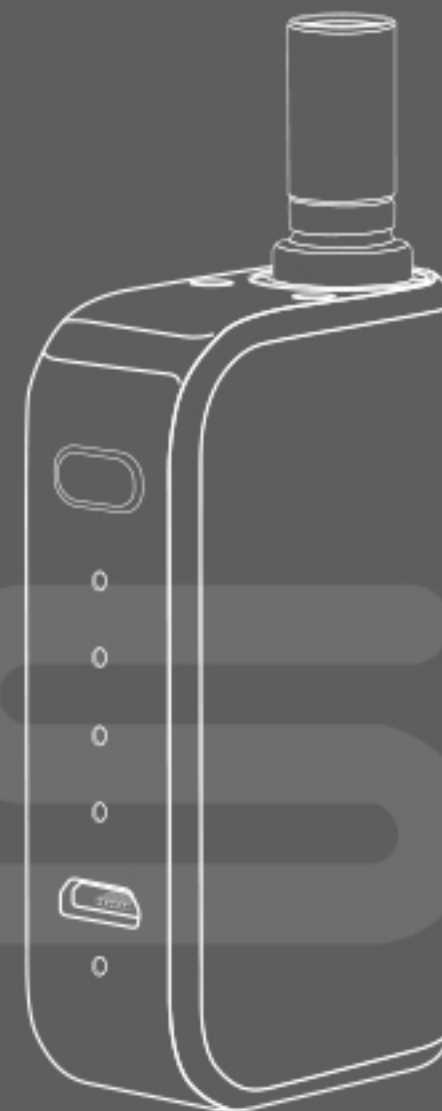
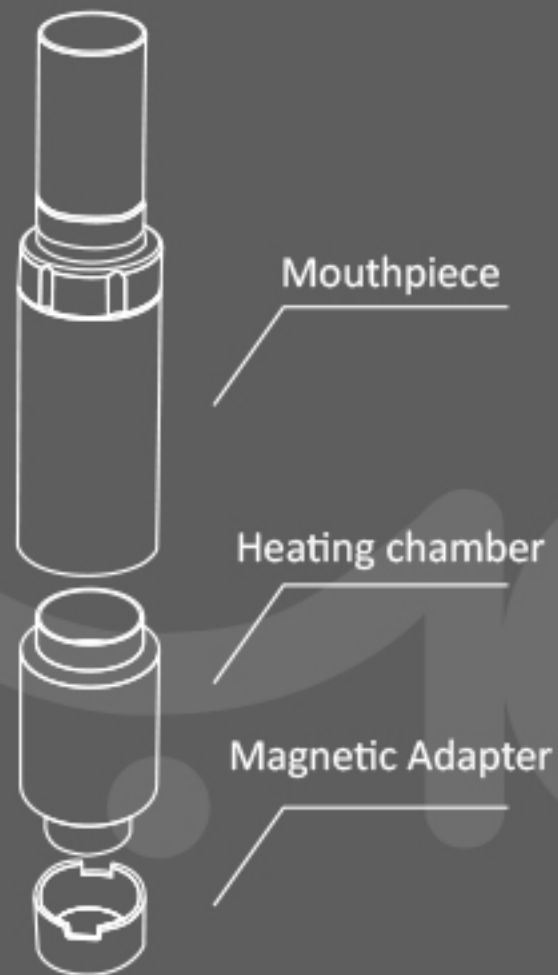


Manual



Micro USB Cable

In The Box



Micro-Pal

Specifications

| | |
|--------------------------|-----------------------------------|
| Size: | 2.36in*.68in*1.35in |
| Capacity: | 650mAh |
| Voltage: | 2.2v/2.8v/3.3v/3.7v |
| Lock / Unlock: | press (5) times |
| Change Voltage Settings: | press (3) times |
| Pre-Heat Function: | press (2) times |
| Maximum Puff Duration: | (10) seconds |
| Battery Low Indicator: | indicator light blinks (10) times |

Charging

- The Micro-Pal Battery's indicator light will blink (10) times before shutting down when the battery is depleted.
- The Micro-Pal Battery is charged through the micro-USB port located on the front of the battery.
- While charging, the light located under the Micro-Pal's USB port will shine red. It will stop shining when fully charged.

Preparing the Micro-Pal

- To use different cartridges with the Micro-Pal, simply attach the magnetic adapter located on the bottom of the included cartridge, to your desired chamber. This is done by screwing the 510 adapter onto the bottom of your cartridge.
- To load the included cartridge, follow these simple steps:
- Unscrew the chamber cover from the cartridge.
- Using a packing tool, apply your wax consistency product to the heating coil.
- Reattach the chamber cover completely before placing the cartridge into your Micro-Pal battery.

Do Not over pack the heating chamber as this reduces airflow and can damage the device.

Using the Micro-Pal

- To unlock/lock the Micro Pal Battery press the power button (5) times in rapid succession. The Micro Pal Battery's indicator light will flash (3) times to indicate it has been locked/unlocked.
- The Micro Pal's battery is a variable voltage battery. To change voltage settings, press the power button (3) times in rapid succession. There are 4 optimized voltage settings: 2.2, 2.8, 3.3, and 3.7 volts. The current setting is shown via the (4) indicator lights on the face of the Micro Pal battery.
- Press and hold the power button and inhale slowly. To maintain peak performance, the Micro Pal has a (10) second maximum puff duration. The power button will blink (10) times when the maximum puff duration is met.
- To use the Micro Pal's 2.2 volt preheat function, press the power button (2) times. All of the battery's indicator lights will shine to show that the preheat function has been activated. This will last for (10) seconds before return to an idle state automatically.

Cleaning and Maintenance

Caution: While using the Micro Pal, portions of the device may reach high temperatures. Do not clean or disassemble the device until all portions of the device have COOLED completely. Do not immerse the Micro Pal in liquid of any kind. This can damage the heating element, and potentially harm the device.

- The Micro Pal's housing and connections can be cleaned with a wipe, cotton swab, or rag with rubbing alcohol
- Be sure to regularly clean the connections on both the Micro Pal and the battery, as well as the magnetic connections to ensure a secure connection.

Warning

- **Do Not** modify the Micro-Pal in any way. Doing so will void the warranty.
- **Do Not** over pack the heating chamber as this reduces airflow and can damage the device.
- **Do Not** immerse the Micro Pal in liquid of any kind. This can damage the heating element, and potentially harm the device.
- **Do Not** modify the Micro Pal in any way. Doing so will void the warranty.
- **Do Not** leave the Micro Pal unattended while charging.
- **Do Not** charge/store the Micro Pal near a fire source
- **Do Not** pierce or damage the Micro Pal's housing in any way.
- Do Not clean or disassemble the device until all portions of the device have COOLED

completely

International Shipping

All International shipment fees, including but not limited to warranty items are the sole responsibility of the purchaser. All international shipments are subject to duties and fees when crossing borders. Generally, Brokerage fees will be required and Customs may impose duties and taxes based on the value of the goods. The payment of duties and taxes are the responsibility of the purchaser/importer. Please be advised that these fees are normal and are often times applied to shipments that ship internationally. We currently do not offer shipping to APO/FPO/DPO Boxes.

Battery

Your device is powered by a rechargeable lithium ion battery. Use only Atmos Nation approved batteries and recharge your battery only with Atmos Nation approved chargers designed for this device. Unplug the charger from the electrical outlet and the device when not in use. Do **NOT** leave a fully charged battery connected to a charger, since overcharging may shorten its lifetime. Avoid extreme temperatures. Always try to keep the battery between 15°C and 25°C (59°F and 77°F). Extreme temperatures reduce the capacity and lifetime of the battery. A device with a hot or cold battery may not work temporarily. Battery performance is particularly limited in temperatures well below freezing.

Do not dispose of batteries in a fire as they may explode. Dispose of batteries according to local regulations. Atmos Nation takes recycling seriously. Please contact Atmos Nation in order to properly recycle used batteries. Do not dismantle, cut, open, crush, bend, or puncture batteries. In the event of a battery leak, prevent battery liquid contact with skin or eyes. If this happens, flush the affected areas immediately with water, or seek medical help.

Use the battery only for its intended purpose. Improper battery use may result in a fire, explosion, or other hazard. If the device or battery is dropped, especially on a hard surface, and you believe the battery has been damaged, please send it to Atmos Nation for inspection prior to continuing use. Never use any charger or battery that is damaged.



© COPYRIGHT 2018 ATMOSRX

WWW.ATMOSRX.COM/PATENTS

FORT LAUDERDALE, FL USA 1-855-442-8667

MADE IN CHINA

