

Amos RE



BEFORE
USING PRODUCT.



PRODUCT MANUAL

Caution

ATMOS NATION STRONGLY RECOMMENDS THE USE OF ORIGINAL ATMOS® CHARGERS DESIGNED FOR THIS PRODUCT. INCOMPATIBLE CHARGERS MAY BE A FIRE HAZARD. USE OF ANY CHARGER WITH INCOMPATIBLE VOLTAGE SHALL VOID ALL WARRANTIES. TO PREVENT OVERHEATING, ATMOS PRODUCTS SHOULD BE CHARGED FOR A MAXIMUM OF SEVEN (7) HOURS OR UNTIL THE APPROPRIATE INDICATOR ON THE CHARGER SHOWS A FULLY CHARGED BATTERY, WHICHEVER OCCURS FIRST. ATMOS PRODUCTS SHOULD NEVER BE LEFT UNATTENDED, OVERNIGHT, OR ON ANY FLAMMABLE MATERIAL SUCH AS RUG, BED, ETC., WHILE ON A CHARGER.

Contents

Limited Warranty, Terms and Conditions.....	p01
In the Box.....	p04
Specifications.....	p05
Preparing the R2.....	p06
Charging the R2.....	p07
Cleaning/Maintaining	p08
Warnings.....	p09

LIMITED WARRANTY, TERMS AND CONDITIONS

ALL SALES ARE FINAL

For registration, warranty policy and all other information please visit our website at www.atmosrx.com or call toll free 1-855-442-8667.

ATMOS NATION WILL NOT BE HELD RESPONSIBLE FOR ANY SPECIAL, CONSEQUENTIAL OR INCIDENTAL DAMAGES CAUSED BY THE USE OR MISUSE OF OUR PRODUCTS. THE USER AGREES TO ACCEPT FULL RESPONSIBILITY FOR ALL SUCH RISKS AND TO NOT HOLD ATMOS NATION ITS DISTRIBUTORS OR RETAILERS (INCLUDING BUT NOT LIMITED TO OWNERS AND EMPLOYEES) RESPONSIBLE FOR ANY INCIDENT, INJURY TO PERSONS, OR DAMAGE TO PROPERTY (SUCH AS FIXTURES, FURNITURE, OR CARPET) CAUSED BY MISUSE OF THE PRODUCT.

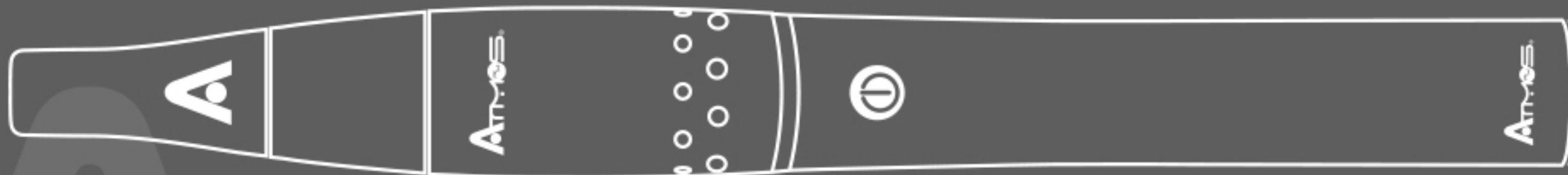
Use Only As Directed

Vaporizers are not medical devices and are not intended to cure, treat or prevent any diseases or other conditions. If you have any health problems, please consult your doctor before using any AtmosRx[®] products. AtmosRx[®] vaporizers are not intended to administer medicinal or illegal products of any kind. An individual must be eighteen years of age or older to purchase vaporizers or vaporizer accessories. Do not allow children, women who are pregnant or breast feeding, and those with life threatening illnesses to use our devices.

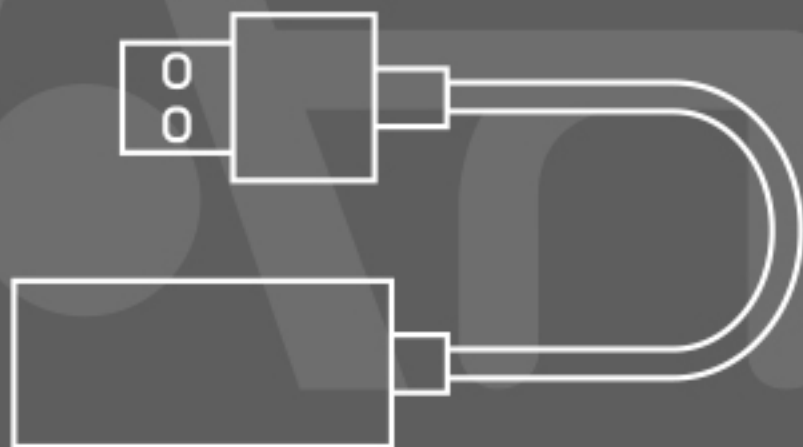
Thank you for purchasing the R2 vaporizer, it heats and vaporizes your dry herbs and wax consistency products. Easy and discreet to use, the R2 is perfect on the go, anywhere, and anytime!

Read this manual in its entirety before using the R2 Vaporizer.


In the Box



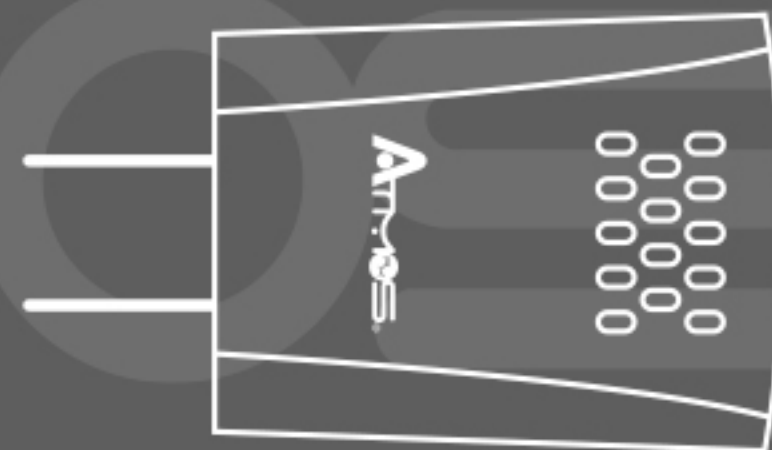
Lithium Ion Battery



USB Charging Cable



Packing Tool



Cleaning Brush Tool

Specifications

Size:	6.122 in*0.71 in
Capacity	900mAh battery
Battery Voltage	3.7V
Charger / Output Voltage	4.2V/3.4V
Lock / Unlock	press (5) times consecutively
Safety Power Duration	(15) seconds
Battery Low	LED Flashes (8) times rapidly

Preparing the R2

- To Lock/Unlock the Atmos R2 vaporizer, press the power button (5) times consecutively.
- Place dry herbs or waxy oils inside Heating Chamber.
- Press power button for approximately (2) seconds (this activates heating element)
- Inhale slowly while continuing to press the power button.
- Enjoy!Initial ChargeWe recommend charging your AtmosRx[®] R2 vaporizer for at least (4) hours on the initial charge. This will condition the battery for future battery life.

Charging

- Charge your AtmosRx® R2 vaporizer for approximately 4 hours. The LED light will light red and turn green when the battery is fully charged.
- Remove battery from charger once the battery is full.
- When the LED light blinks (5) times on the device, it needs to be recharged.

Several Charging Options

- USB Charger – Connect directly to any USB port.
- Wall Adapter – Works in conjunction with the
- USB Charger. Car Adapter (sold separately) – Works in conjunction with the USB Charger.

Cleaning and Maintaining

When using the AtmosRx[®] R2 vaporizer for any extended amount of time, the filter (which is connected to the Chamber Connector) may become clogged and dirty resulting in a difficult draw or a lower amount of vapor being released through the mouthpiece. (It is Recommended to clean with an alcohol swab)

1. Disconnect chamber from battery.
2. Use the brush tool (sold separately) to gently clean the walls of the Anodized Heating Chamber. (To avoid touching the heating element, DO NOT push brush tool all the way into chamber)
3. Use a cotton swab to wipe the inner part of the rubber mouthpiece.
4. Wipe the mouthpiece with a damp paper towel.

Warning

- **Do Not** fill the Heating Chamber with any stems, seeds or liquid. Doing so will cause damage to the AtmosRx® R2 vaporizer.
- **Do Not** touch the metal Spring after use as it will be hot and can cause severe burn.
- **Do Not** immerse your AtmosRx® R2 vaporizer in water or any other liquid.
- **Do Not** put any objects into the opening of your device.

International Shipping

All International shipment fees, including but not limited to warranty items are the sole responsibility of the purchaser. All international shipments are subject to duties and fees when crossing borders. Generally, Brokerage fees will be required and Customs may impose duties and taxes based on the value of the goods. The payment of duties and taxes are the responsibility of the purchaser/importer. Please be advised that these fees are normal and are often times applied to shipments that ship internationally. We currently do not offer shipping to APO/FPO/DPO Boxes.

Battery

Your device is powered by a rechargeable lithium ion battery. Use only Atmos Nation approved batteries and recharge your battery only with Atmos Nation approved chargers designed for this device. Unplug the charger from the electrical outlet and the device when not in use. Do **NOT** leave a fully charged battery connected to a charger, since overcharging may shorten its lifetime. Avoid extreme temperatures. Always try to keep the battery between 15°C and 25°C (59°F and 77°F). Extreme temperatures reduce the capacity and lifetime of the battery. A device with a hot or cold battery may not work temporarily. Battery performance is particularly limited in temperatures well below freezing.

Do not dispose of batteries in a fire as they may explode. Dispose of batteries according to local regulations. Atmos Nation takes recycling seriously. Please contact Atmos Nation in order to properly recycle used batteries. Do not dismantle, cut, open, crush, bend, or puncture batteries. In the event of a battery leak, prevent battery liquid contact with skin or eyes. If this happens, flush the affected areas immediately with water, or seek medical help.

Use the battery only for its intended purpose. Improper battery use may result in a fire, explosion, or other hazard. If the device or battery is dropped, especially on a hard surface, and you believe the battery has been damaged, please send it to Atmos Nation for inspection prior to continuing use. Never use any charger or battery that is damaged.



© COPYRIGHT MMXIV ATMOSRX

WWW.ATMOSRX.COM/PATENTS

FORT LAUDERDALE, FL USA 1-855-442-8667

MADE IN CHINA

